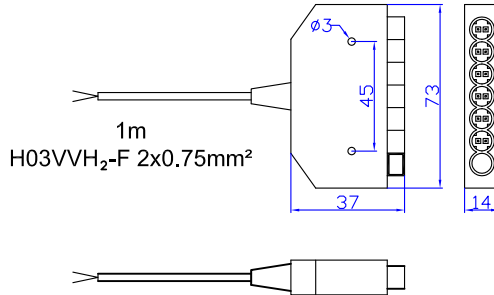
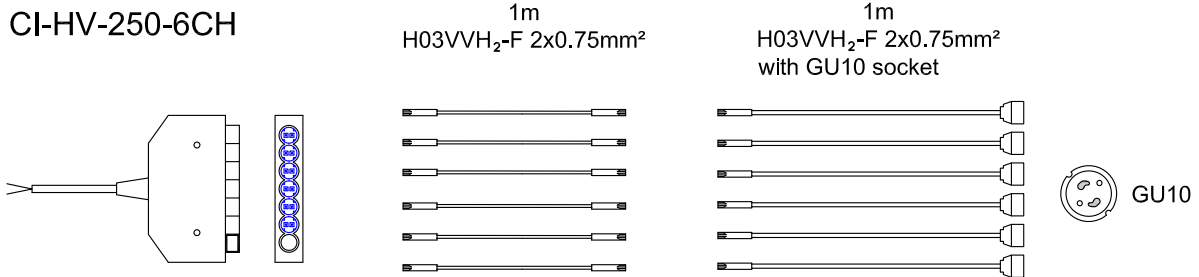



Junction box dimensions



CI-HV-250-6CH



C1-HV-250-4CH



Specification

	C1-HV-250-6CH	C1-HV-250-4CH	
Input	250VAC/2.5A	250VAC/2.5A	
	1m H03VVH ₂ -F 2x0.75mm ²	1m H03VVH ₂ -F 2x0.75mm ²	
Output	250VAC	250VAC	
	6channel	4channel	
Cable	VDE cable		
	H03VVH ₂ -F 2x0.75mm ²		
Certification	TUV		