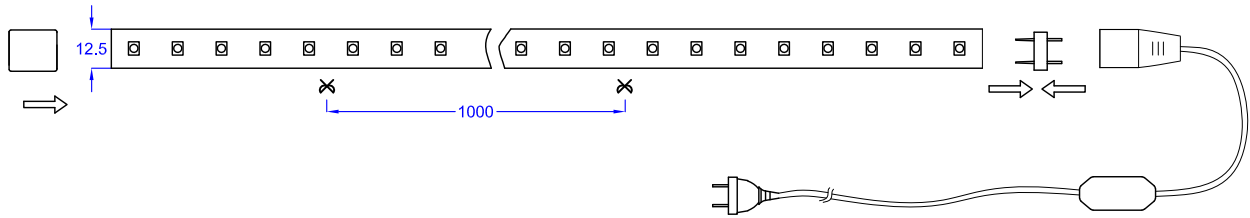
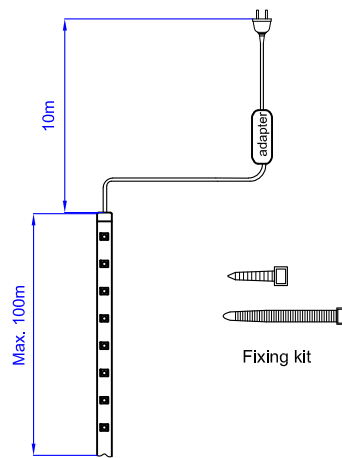


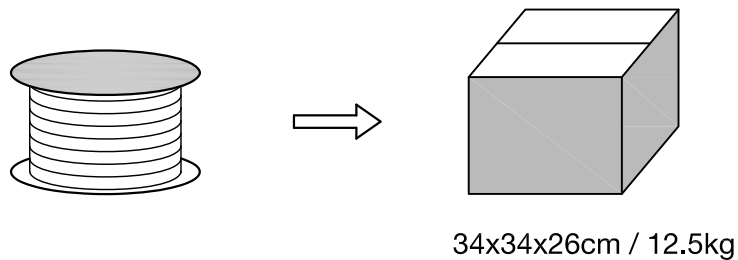
Dimensions



Installation



Packaging



Specifications

Optics parameter	Luminous	Luminous efficacy	Light angle	Light decay	Lamp CRI	Lamp CCT
	400lm	>70lm/W	120°	<30% @50,000H	>70	CW 6500K
Electrical parameter	Power	Input voltage	Mode	Power efficiency		
	6W	230VAC	CC	>80%		
Chip parameter	LED brand	LED model	LED qty.			
	Sanan	SMD2835	60/m			
Physical parameter	Band size	Max. length	Section cut	Working tempt.	IP rate	
	12.5x7mm	100m	1m	-10~40°C	IP65	

Production series	LED shaft light	Edition No.	V3.19.05
Production code	SL2-2835S	Made by	Ken
TS No.	LK19.SL2.0101	Approved by	Susan